

A-Z TRADERS

In-house production and development in the Czech Republic



Rozváděče
pro fotovoltaiku



Intelligentní
regulace



Dobíjecí stanice
pro elektromobily



Zkratovače



Svodiče přepětí



Monitoring

 **A-Z TRADERS**

 www.AZTRADERS.eu

 info@aztraders.eu

 +420 605 457 572

Contents

AC switchgear

Switchboard R-FVE-Z3

Switchgear R-FVE-GW40 – protection class I+II

Switchboard R-FVE-GW25 – protection class I+II

Switchboard R-FVE-M4

Switchgear R-FVE-M5+P3F

Switchboard R-FVE-GW32 – protection class I+II

Switchgear R-FVE-G2 – protection class I+II (with AC arrester)

Switchboard R-FVE-M5

Distribution board R-LI-TW-AZP-20

Switchboard R-AC-16-N0

Switchboard R-FVE-H

Switchgear R-FVE-M5+P3F+

Switchgear R-FVE-D1

Switchboard R-AC-25-N0-IKA

Switchboard R-AC-20-N0

Switchboard R-AC-40-N0 IKA

Switchboard R-FVE-Z1

Switchboard R-FVE-G1 – protection class I+II (without AC arrester)

Switchboard R-F1

Switchboard R-FVE-M

Switchboard R-FVE-S

Switchboard R-AC-32-N0 IKA

Switchboard R-AC-80-N0 IKA

Switchboard R-AC-50-N0 IKA

Switchboard R-AC-T100S-REV01

Switchboard R-AC-63-N0-IKA

Switchboard R-LI-20

Switchboard R-NH-100

Switchboard R-LI-AP-32

Switchboard R-F1-STW

Switchboard R-F1-TW

Switchboard R-F1-T

Switchboard R-LI-W-16-KM40

Switchboard R-NH-50

Switchboard R-LI-STW-AZP-20

Switchgear R-FVE-GW25-P – protection class I+II

DC switchgear	13
Switchgear R-FVE-DC2 – protection class I+II	14
Switchboard DC1, T1 up to 500V	14
Switchgear R-FVE-DC1 – protection class II	14
Switchboard R-FVE-DC2 IKA – protection class I+II	14
SET: Switchboard R-DC2T2 + 2x Arrester DC-2	14
Switchboard R-FVE-DC1 – protection class I+II	15
Switchgear R-FVE-DC2 – protection class II	15
Switchgear DC3, T1+T2 IKA	15
Switchboard DC4, T1+T2 IKA	15
SET: Switchboard R-DC2T2 + 2x Arrester DC-2	15
Switchboard R-FVE-DC1 IKA – protection class I+II	16
Switchboard DC6, T1+T2 IKA	16
Switchboard DC8, T1+T2 IKA	16
R-FVE-DC2 IKA switchboard – protection class II	16
Switchboard DC5, T1+T2 IKA	16
Switchboard R-FVE-DC1 IKA – protection class II	17
SET: Switchboard R-DC1T2 + Surge arrester DC-2	17
Switchboard DC9, T1+T2 IKA	17
DC rozváděče + DC box	17
Switchboard DC7, T1+T2 IKA	17
Switchboard R-FVE-BAT100	18
Switchboard R-FVE-BAT20	18
Combined switchboards	18
Switchboard R-FVE-A40-1 – protection class I+II (with AC Arrester)	19
Switchgear R-FVE-A40-3 – protection class I+II (without AC arrester)	19
R-FVE-A40-16A	19
Switchboard R-FVE-A40-2	19
Switchboard R-K2-AZ	19
Switchgear R-K2	19
Switchboard R-K1-AZ	20
Switchboard A1 T2 – 20	20
Switchboard R-FVE-A1	20
Switchgear R-FVE-B1	20
Switchboard R-K1	20
Switchgear R-FVE-A2	20
Switchboard A2 T2-20	21
Switchboard R-FVE-AD2	21
Switchboard R-FVE-AD1	21

Switchboard R-K2-AZ-20	21
Switchboard R-K1-AZ-20	21
Safety	21
A-Z ROOF SPD T1+T2 2+0 1010 VDC	22
A-Z ROOF SPD2 T1+T2 2+3 1010 VDC	22
A-Z ROOF SPD2 T1+T2 2+4 1010 VDC	22
Accessories	22
Antenna for A-Z ROUTER 433 MHz	23
Temperature sensor 5m	23
Temperature sensor 10m	23
Regulation	23
A-Z WATER INVERTER 2.0 LCD	24
A-Z WATER INVERTER	24
A-Z ROUTER SMART + accessories	24
A-Z ROUTER SMART master	24
A-Z ROUTER SMART slave	24
Coil - current transformer for A-Z ROUTER	24
Electromobility	25
A-Z CHARGER CUBE Medium	26
Cable for CUBE MEAC-T 3f charger	26
A-Z CHARGER CUBE Small	26
A-Z CHARGER CRYSTAL Small	26
A-Z CHARGER CRYSTAL Medium	26
A-Z CHARGER CUBE Large	26
A-Z CHARGER CRYSTAL Large	26
Cable for charger CUBE MEAC-S 1f	27
Battery	27
Titan BMS GS 3.74 kWh	28
Titan GS-HV 3.74 kWh battery	28
Pylontech Force H2 3.55 kWh battery	28
Pylontech BMSF H2 3.55 kWh	29
Pylontech BMSF H2 3.55 kWh	29
Pylontech BMSF H2 3.55 kWh	29
Inverters	29
GoodWe GW29.9K-ET three-phase hybrid inverter	30

GoodWe GW25K-ET three-phase hybrid inverter	30
GoodWe GW20K-ET three-phase hybrid inverter	30
GoodWe GW15K-ET three-phase hybrid inverter	30
GoodWe GW10K-ET three-phase hybrid inverter	31
GoodWe GW8K-ET three-phase hybrid inverter	31
GoodWe GW6.5K-ET three-phase hybrid inverter	31
Other	31
Boiler Dražice OKCEV 200 liters 2.2 kW - horizontal	32
.....	32
Pojistka pro fotovoltaiku CH10x38 gPV 16A/1000V DC gPV	33
Svodič přepětí SPBT12-280/4 (SPB-12/280/4) B+C	33
Přepínač sítí SFT440 (I-O-II) 4P/40A	33
Svodič přepětí SPBT12-280/4 (SPB-12/280/4) B+C	34
Relé pro kontrolu sledu a výpadku fází HRN-55	34
Svodič přepětí SPBT12-280/4 (SPB-12/280/4) B+C	34
Svodič přepětí SPBT12-280/4 (SPB-12/280/4) B+C	34
Svodič přepětí SPBT12-280/4 (SPB-12/280/4) B+C	34
Svodič přepětí SPBT12-280/4 (SPB-12/280/4) B+C	35
Svodič přepětí SPBT12-280/4 (SPB-12/280/4) B+C	35
Svodič přepětí SPBT12-280/4 (SPB-12/280/4) B+C	35
Svodič přepětí SPBT12-280/4 (SPB-12/280/4) B+C	36
Svodič přepětí SPBT12-280/4 (SPB-12/280/4) B+C	36
Jistič GYM9-DCB15	36

AC switchgear



R - FVE - Z3

SWITCHBOARD R-FVE-Z3

Wall mounting. IP40/20. Output distributor (at inverter) for 3F FVE (typically GoodWe 4 to 10K-ET inverter). Where it is not possible to use selected circuits for backup in the existing switchboard, but only sockets and a backup circuit breaker for selected appliances can be used. Small size, the possibility to "stack" with other AC switchboards next to each other or underneath each other, which makes it possible to install them even in a space where there is a problem with a lack of free space.

[View product](#)

[Price after registration](#)



R - FVE - GW40

SWITCHGEAR R-FVE-GW40 – PROTECTION CLASS I+II

Wall mounting. IP65. 3F FVE operation (typically Goodwe 4 to 10K-ET inverter). Automatic switching between standard operation from the network and backup. It is necessary to check the load during an electrical failure. energy to avoid overloading, as its function switches the whole house to inverter backup. Minimal intervention in the customer's switchboard – Smartmeter, common breakdown point and all fuses are part of this switchboard. It is enough to make a loop between hl. switchgear and technology placement. The switchboard is also equipped with emergency disconnection of the HDO inverter (N0%) and preparation for the installation of the FIRE-SAFETY solution. The GW40 type is designed as a main circuit breaker in a 40 A column.

[View product](#)

[Price after registration](#)



R - FVE - GW25

SWITCHBOARD R-FVE-GW25 – PROTECTION CLASS I+II

Wall mounting. IP65. 3F PV (typically Goodwe 4 to 10K-ET inverter). Automatic switching between standard operation from the network and backup. It is necessary to control the load during a power failure to avoid overloading, as its function switches the whole house to inverter backup. Minimal intervention in the customer's switchboard – Smartmeter, common breakdown point and all fuses are part of this switchboard. It is enough to make a loop between hl. switchgear and technology placement.

[View product](#)

[Price after registration](#)



R - FVE - M4

SWITCHBOARD R-FVE-M4

Wall mounting. IP40/20. Input switchboard (at the inverter) for 3F FVE (typically Goodwe 4 to 10K-DT, Goodwe 4 to 10K-ET inverter). Small size, possibility to "stack" with other AC switchboards next to each other or underneath each other. Possibility to install even in a space where space is a problem. The switchboard is equipped with an AC overvoltage arrester and a B16/3 circuit breaker to protect the input to the inverter.

[View product](#)

[Price after registration](#)



R - FVE - M5+P3F

SWITCHGEAR R-FVE-M5+P3F

Wall mounting. IP40/20. Output distributor (at the inverter) for 3F FVE (typically 4 to 10K-ET inverter) so as to ensure output protection including current protector and switch in case of failure or switched off inverter. Its advantage is its small size, the possibility of "stacking" with other AC switchboards next to each other or under each other, which makes it possible to install it even in a space where space is a problem.

[View product](#)

[Price after registration](#)



R - FVE - GW32

SWITCHBOARD R-FVE-GW32 – PROTECTION CLASS I+II

Wall mounting. IP65. 3F FVE operation (typically Goodwe 4 to 10K-ET inverter). Automatic switching between standard operation from the network and backup. It is necessary to check the load during an electrical failure. energy to avoid overloading, as its function switches the whole house to inverter backup. Minimal intervention in the customer's switchboard – Smartmeter common breakdown point and all fuses are part of this switchboard. It is enough to make a loop between hl. switchgear and technology placement. The switchboard is also equipped with emergency disconnection of the HDO inverter (N0%) and preparation for the installation of the FIRE-SAFETY solution. The GW32 type is designed for the main circuit breaker in the 32 A column.

[View product](#)

[Price after registration](#)



R - FVE - G2/AC

SWITCHGEAR R-FVE-G2 – PROTECTION CLASS I+II (WITH AC ARRESTER)

Wall mounting. IP65. 3F FVE operation (typically a Growatt 4 to 10K inverter). Minimal intervention in the customer's switchboard – Smartmeter, common breakdown point and all fuses are part of this switchboard. It is enough to make a loop between hl. switchgear and technology placement.

[View product](#)

[Price after registration](#)



R - FVE - M5

SWITCHBOARD R-FVE-M5

Wall mounting. IP40/20. Output distributor (at the inverter) for 3F FVE (typically 4 to 10K-ET inverter) so as to ensure the protection of the output including the current protector. Small size, the possibility of "stacking" with other AC switchboards next to each other or underneath each other, the possibility of installation in a space with a lack of space. The switchboard is equipped with a B16/3 circuit breaker to protect the output from the backup of the inverter, type A circuit breaker.

[View product](#)

[Price after registration](#)



R-L1-TW-AZP-20

DISTRIBUTION BOARD R-L1-TW-AZP-20

...

[View product](#)

Price after registration



R-AC-16-N0

SWITCHBOARD R-AC-16-N0

AC switchgear designed for wall mounting, IP40/20C serving as an input switchgear (at the inverter) for three-phase photovoltaic power plants (typically inverters: GOODWE, SOLAX, GROWATT, WATTSONIC and others). Its advantage is its small size, the possibility of "stacking" with other AC sw...

[View product](#)

Price after registration



R-FVE-H

SWITCHBOARD R-FVE-H

Wall mounting. IP40/20. Input/output switchboard (at inverter) for 1F FVE (typically Goodwe 3648-EM and 3648D-ES inverter). Protection of outputs and outputs, including a switch, in the event of a fault or a switched-off inverter. Small size, possibility to "stack" with other AC switchboards next to each other or underneath each other. The possibility of installation even in a space where space is a problem.

[View product](#)

Price after registration



R-FVE-M5+P3F+

SWITCHGEAR R-FVE-M5+P3F+

Wall mounting. IP40/20. Output distributor (at the inverter) for 3F FVE (typically 4 to 10K-ET inverter) so as to ensure output protection including current protector and switch in case of failure or switched off inverter. Its advantage is its small size, the possibility of "stacking" with other AC switchboards next to each other or under each other, which makes it possible to install it even in a space where space is a problem.

[View product](#)

Price after registration



R-FVE-D1

SWITCHGEAR R-FVE-D1

Wall mounting. IP65. 3F FVE operation (typically GoodWe 4 to 10K-ET inverter). Automatic switching between standard operation from the network and backup. It is necessary to check the load during an electrical failure. energy to avoid overloading, as its function switches the whole house to inverter backup. Minimal intervention in the customer's switchboard - Smartmeter, common breakdown point and all fuses are part of this switchboard. It is enough to make a loop between hl. switchgear and technology placement. The switchboard is also equipped with emergency disconnection of the HDO inverter (N0%). The R-FVE-D1 switchboard is designed for the main circuit breaker in the post to the B40/3 circuit breaker.

[View product](#)

Price after registration



R-AC-25-N0 IKA

SWITCHBOARD R-AC-25-N0-IKA

AC switchgear intended for wall mounting, IP65/20C serving as an input switchgear (at the inverter) for three-phase photovoltaic power plants (typically inverters: GOODWE, SOLAX, GROWATT, WATTSONIC and others). Its advantage is its small size, the possibility of "stacking" with other AC s...

[View product](#)

[Price after registration](#)



R-AC-20-N0

SWITCHBOARD R-AC-20-N0

AC switchgear designed for wall mounting, IP40/20C serving as an input switchgear (at the inverter) for three-phase photovoltaic power plants (typically inverters: GOODWE, SOLAX, GROWATT, WATTSONIC and others). Its advantage is its small size, the possibility of "stacking" with other AC sw...

[View product](#)

[Price after registration](#)



R-AC-40-N0 IKA

SWITCHBOARD R-AC-40-N0 IKA

AC switchgear designed for wall mounting, IP65/20C serving as an input switchgear (at the inverter) for three-phase photovoltaic power plants (typically inverters: GOODWE, SOLAX, GROWATT, WATTSONIC and others). Its advantage is its small size, the possibility of "stacking" with other AC sw...

[View product](#)

[Price after registration](#)



R-FVE-Z1

SWITCHBOARD R-FVE-Z1

Wall mounting. IP40/20. Output switchboard (at inverter) for 1F FVE (typically Goodwe 3648-EM and 3648D-ES inverter). Where it is not possible to use selected circuits for backup in the existing switchboard, but only sockets and a backup circuit breaker for selected appliances can be used. Small size, possibility to "stack" with other AC switchboards next to each other or underneath each other. Installation in areas where space is a problem. Three B16/1 circuit breakers are installed in the switchboard to protect two sockets and one reserve for a separate consumer from the backup of the inverter and a type A circuit breaker.

[View product](#)

[Price after registration](#)



R-FVE-G1

SWITCHBOARD R-FVE-G1 – PROTECTION CLASS I+II (WITHOUT AC ARRESTER)

Wall mounting. IP65. The switchboard serves to operate a 3F PV plant (typically a GROWATT inverter or other inverters with direct metering). Minimal intervention in the customer's switchboard – the measurement of the inverter is right here, the common breakdown point and all fuses are part of this switchboard. It is enough to make a loop between hl. switchgear and technology placement. The switchboard is also equipped with an emergency disconnection of the HDO inverter (N0%). The R-FVE-G1 switchgear is designed for a main circuit breaker in the column with a maximum of 40A. It also includes DC fuse disconnectors and surge arresters. The switchboard does not include an AC surge arrester

[View product](#)[Price after registration](#)**R-F1**

SWITCHBOARD R-F1

...

[View product](#)[Price after registration](#)**R-FVE-M**

SWITCHBOARD R-FVE-M

Wall mounting. IP40/20. Input switchboard (at the inverter) for 1F FVE (typically Goodwe inverter 1000-XS to 3000-XS and Goodwe series 3000D-NS to 3600D-NS). Small size, possibility to "stack" with other AC switchboards next to each other or underneath each other. Possibility of installation even in a space with a lack of space. The switchboard is equipped with an AC overvoltage arrester, B16/1 circuit breakers to protect the input to the inverter.

[View product](#)[Price after registration](#)**R-FVE-S**

SWITCHBOARD R-FVE-S

Wall mounting. IP40/20. Input distributor (to heat pumps) for 3F pump connection (typically IDM). Small size, the possibility of "stacking" with other AC switchboards next to each other or underneath each other, which makes it possible to install them even in areas where there is a problem with a lack of free space. The switchboard is equipped with circuit breakers C25/3, B13/3, B13/1 and B16/3 for securing the input to the compressor, heating rod, regulator and socket.

[View product](#)[Price after registration](#)**R-AC-32-N0 IKA**

SWITCHBOARD R-AC-32-N0 IKA

AC switchgear intended for wall mounting, IP65/20C serving as an input switchgear (at the inverter) for three-phase photovoltaic power plants (typically inverters: GOODWE, SOLAX, GROWATT, WATTSONIC and others). Its advantage is its small size, the possibility of "stacking" with other AC s...

[View product](#)[Price after registration](#)**R-AC-80-N0 IKA**

SWITCHBOARD R-AC-80-N0 IKA

AC switchgear designed for wall mounting, IP65/20C serving as an input switchgear (at the inverter) for three-phase photovoltaic power plants (typically inverters: GOODWE, SOLAX, GROWATT, WATTSONIC and others). Its advantage is its small size, the possibility of "stacking" with other AC sw...

[View product](#)[Price after registration](#)



R-AC-50-N0 IKA

SWITCHBOARD R-AC-50-N0 IKA

AC switchgear designed for wall mounting, IP65/20C serving as an input switchgear (at the inverter) for three-phase photovoltaic power plants (typically inverters: GOODWE, SOLAX, GROWATT, WATTSONIC and others). Its advantage is its small size, the possibility of "stacking" with other AC sw...

[View product](#)

[Price after registration](#)



R-AC-T100S-REV01

SWITCHBOARD R-AC-T100S-REV01

...

[View product](#)

[Price after registration](#)



R-AC-63-N0 IKA

SWITCHBOARD R-AC-63-N0-IKA

AC switchgear designed for wall mounting, IP65/20C serving as an input switchgear (at the inverter) for three-phase photovoltaic power plants (typically inverters: GOODWE, SOLAX, GROWATT, WATTSONIC and others). Its advantage is its small size, the possibility of "stacking" with other AC sw...

[View product](#)

[Price after registration](#)



R-L1-20

SWITCHBOARD R-L1-20

...

[View product](#)

[Price after registration](#)



R-NH-100

SWITCHBOARD R-NH-100

...

[View product](#)

[Price after registration](#)



R-L1-AP-32

SWITCHBOARD R-L1-AP-32

...

[View product](#)

[Price after registration](#)



R-F1-STW

SWITCHBOARD R-F1-STW

...

[View product](#)

Price after registration



R-F1-TW

SWITCHBOARD R-F1-TW

...

[View product](#)

Price after registration



R-F1-T

SWITCHBOARD R-F1-T

...

[View product](#)

Price after registration



R-L1-W-16-KM40

SWITCHBOARD R-L1-W-16-KM40

...

[View product](#)

Price after registration



R-NH-50

SWITCHBOARD R-NH-50

...

[View product](#)

Price after registration



R-L1-STW-AZP-20

SWITCHBOARD R-L1-STW-AZP-20

...

[View product](#)

Price after registration



R-GW25-P

SWITCHGEAR R-FVE-GW25-P – PROTECTION CLASS I+II

AC switchgear designed for wall mounting, IP65 used to operate a three-phase photovoltaic power plant (typically a Goodwe 4 to 10K-ET inverter). Its advantage is the automatic switching between standard operation from the network and backup. It is necessary to control the load during a power failure...

[View product](#)

[Price after registration](#)

DC switchgear



R-FVE-DC2T1

SWITCHGEAR R-FVE-DC2 – PROTECTION CLASS I+II

Wall mounting. IP40/. Input switchboard from PV panels (to the inverter) for the entire PV portfolio. Especially when using other switchgears, also EATON BC-O-1/12-ECO. Small size, possibility to "stack" with other AC switchboards next to each other or underneath each other. The possibility of installation even in a space where there is little space. The switchboard is equipped with a DC overvoltage arrester with fuse disconnectors including gPV fuses to protect the DC input to the inverter.

[View product](#)

[Price after registration](#)



R-DC1T1

SWITCHBOARD DC1, T1 UP TO 500V

DC distributor designed for wall mounting, IP40/20 serving as input distributor from photovoltaic panels (especially to AZ WATER INVERTER or inverter) when using water heating technology, or FVE chains up to 500 V. Its advantage is its small size, which makes it possible to install it even in a spac...

[View product](#)

[Price after registration](#)



R-FVE-DC1T2

SWITCHGEAR R-FVE-DC1 – PROTECTION CLASS II

A complete certified switchboard protecting the DC line by max. voltage 1000 V. This type is intended for surface mounting and includes a two-pole fuse disconnecter and a surge arrester to protect one string of the photovoltaic system. The individual components placed on the DIN rail are already interconnected, which ensures time savings during assembly.

[View product](#)

[Price after registration](#)



R-FVE-DC2T1-IKA

SWITCHBOARD R-FVE-DC2 IKA – PROTECTION CLASS I+II

Wall mounting. IP65. Input switchboard from PV panels (to the inverter) for the entire PV portfolio. Especially when using other switchboards, also EATON IKA. The switchboard is equipped with a DC overvoltage arrester with fuse disconnectors including gPV fuses to protect the DC input to the inverter. Suitable to combine with switchboards for the alternating part of the installation installed in EATON IKA switchboards.

[View product](#)

[Price after registration](#)



R-DC1T1-Rev01

SET: SWITCHBOARD R-DC2T2 + 2X ARRESTER DC-2

PROMOTION: Get the R-DC2T2 switchboard in a convenient set with two DC-2 arresters! DC switchboard designed for wall mounting, IP40/20 serving as an input switchboard from photovoltaic panels (to the inverter) for the entire portfolio of photovoltaic power plants. Especially when using other switchb...

[View product](#)

[Price after registration](#)



R-FVE-DC1T1

SWITCHBOARD R-FVE-DC1 – PROTECTION CLASS I+II

Wall mounting. IP65. Input switchboard from PV panels (to the inverter) for the entire PV portfolio. Especially when using other switchboards, also EATON IKA. The switchboard is equipped with a DC overvoltage arrester with fuse disconnectors including gPV fuses to protect the DC input to the inverter. Suitable to combine with switchboards for the alternating part of the installation installed in EATON IKA switchboards.

[View product](#)

[Price after registration](#)



R-FVE-DC2T2

SWITCHGEAR R-FVE-DC2 – PROTECTION CLASS II

Wall mounting. IP40/20. Input switchboard from PV panels (to the inverter) for the entire PV portfolio. Especially when using other switchgears, also EATON BC-O-1/12-ECO. Small size, possibility to "stack" with other AC switchboards next to each other or underneath each other. The possibility of installation in a space where there is a lack of space. The switchboard is equipped with a DC surge arrester and fuse disconnectors including gPV fuses to protect the DC input to the inverter.

[View product](#)

[Price after registration](#)



R-FVE-DC3T1 IKA

SWITCHGEAR DC3, T1+T2 IKA

DC switchboard designed for wall mounting, IP65/20 serving as an input switchboard from photovoltaic panels (to the inverter) for the entire portfolio of photovoltaic power plants. Especially when using other switchgears, also EATON IKA-1/18-ST. Its advantage is its small size, the possibility of &q...

[View product](#)

[Price after registration](#)



R-FVE-DC4T1 IKA

SWITCHBOARD DC4, T1+T2 IKA

DC switchboard designed for wall mounting, IP65/20 serving as an input switchboard from photovoltaic panels (to the inverter) for the entire portfolio of photovoltaic power plants. Especially when using other switchgears, also EATON IKA-2/36-ST. Its advantage is its compact size, the possibility of ...

[View product](#)

[Price after registration](#)



R-FVE-DC2T2+D-C2

SET: SWITCHBOARD R-DC2T2 + 2X ARRESTER DC-2

PROMOTION: Get the R-DC2T2 switchboard in a convenient set with two DC-2 arresters! DC switchboard designed for wall mounting, IP40/20 serving as an input switchboard from photovoltaic panels (to the inverter) for the entire portfolio of photovoltaic power plants. Especially when using other switchb...

[View product](#)

[Price after registration](#)



R-FVE-DC1T1 IKA

SWITCHBOARD R-FVE-DC1 IKA – PROTECTION CLASS I+II

Wall mounting. IP65. Input switchboard from PV panels (to the inverter) for the entire PV portfolio. Especially when using other switchboards also from EATON IKA. The switchboard is equipped with a DC surge arrester with fuse disconnectors including gPV fuses for securing the DC input to the inverter. Suitable for combining with switchboards for the AC part of the installation equipped in EATON IKA switchboards.

[View product](#)

[Price after registration](#)



R-FVE-DC6T1 IKA

SWITCHBOARD DC6, T1+T2 IKA

DC switchboard designed for wall mounting, IP65/20 serving as an input switchboard from photovoltaic panels (to the inverter) for the entire portfolio of photovoltaic power plants. Especially when using other switchgears, also EATON IKA-2/36-ST. Its advantage is its compact size, the possibility of ...

[View product](#)

[Price after registration](#)



R-FVE-DC8T1 IKA

SWITCHBOARD DC8, T1+T2 IKA

DC switchboard designed for wall mounting, IP65/20 serving as an input switchboard from photovoltaic panels (to the inverter) for the entire portfolio of photovoltaic power plants. Especially when using other switchboards, also EATON IKA-3/54-ST. Its advantage is its compact size, the possibility of...

[View product](#)

[Price after registration](#)



R-FVE-DC2T2 IKA

R-FVE-DC2 IKA SWITCHBOARD – PROTECTION CLASS II

Wall mounting. IP65. Input switchboard from PV panels (to the inverter) for the entire PV portfolio. Especially when using other switchboards, also EATON IKA. The switchboard is equipped with a DC overvoltage arrester with fuse disconnectors including gPV fuses to protect the DC input to the inverter. Suitable to combine with switchboards for the alternating part of the installation installed in EATON IKA switchboards.

[View product](#)

[Price after registration](#)



R-FVE-DC5T1 IKA

SWITCHBOARD DC5, T1+T2 IKA

DC switchboard designed for wall mounting, IP65/20 serving as an input switchboard from photovoltaic panels (to the inverter) for the entire portfolio of photovoltaic power plants. Especially when using other switchgears, also EATON IKA-2/36-ST. Its advantage is its compact size, the possibility of ...

[View product](#)

[Price after registration](#)



R-FVE-DC1T2 IKA

SWITCHBOARD R-FVE-DC1 IKA – PROTECTION CLASS II

The DC switchboard designed for wall mounting, IP65, serves as the input switchboard from the photovoltaic panels (to the inverter) for the entire portfolio of photovoltaic power plants. Especially when using other switchboards, also EATON IKA. The switchboard is equipped with a DC overvoltage arres...

[View product](#)

[Price after registration](#)



R-FVE-DC1T2+D-C2

SET: SWITCHBOARD R-DC1T2 + SURGE ARRESTER DC-2

DEAL: Get the R-DC1T2 switchgear in a bargain set with a DC-2 arrester! A complete certified switchboard protecting the DC line by max. voltage 1000 V. This type is intended for surface mounting and includes a two-pole fuse disconnecter and a surge arrester to protect one string of the photovoltaic ...

[View product](#)

[Price after registration](#)




R-FVE-DC9T1 IKA

SWITCHBOARD DC9, T1+T2 IKA

DC switchboard designed for wall mounting, IP65/20 serving as an input switchboard from photovoltaic panels (to the inverter) for the entire portfolio of photovoltaic power plants. Especially when using other switchboards, also EATON IKA-3/54-ST. Its advantage is its compact size, the possibility of...

[View product](#)

[Price after registration](#)



B0XT1+T2

DC ROZVÁDĚČE + DC BOX

Each DC distributor can be ordered with one or two strings. Alternatively, we have introduced the possibility of ordering the so-called BOX (wiring, RSA terminals, fuse disconnecter and gPV fuses + yellow-green jumpers to the distributor on PE talc in a separate box). In this way, the DC switchgear can be extended by another chain without the need to keep both single and double chain switchgears in stock.

[View product](#)

[Price after registration](#)



R-FVE-DC7T1 IKA

SWITCHBOARD DC7, T1+T2 IKA

DC switchboard designed for wall mounting, IP65/20 serving as an input switchboard from photovoltaic panels (to the inverter) for the entire portfolio of photovoltaic power plants. Especially when using other switchgears, also EATON IKA-3/54-ST. Its advantage is its compact size, the possibility of ...

[View product](#)

[Price after registration](#)



R-FVE-BAT100

SWITCHBOARD R-FVE-BAT100

Wall mounting. IP40/20. Input/output switchboard (at the inverter) for 1F PV arrays (typically Goodwe 3648-EM and 3648D-ES inverters) to ensure protection of outputs and outputs including the switch in the event of a fault or the inverter being switched off. Its advantage is its small size, the ability to "stack" with other AC switchboards next to or below each other, which makes it possible to install them even in areas where space is a problem.

[View product](#)

[Price after registration](#)



R-FVE-BAT20

SWITCHBOARD R-FVE-BAT20

Wall mounting. IP40/20. Battery protection (at the inverter) for 1F PV (typically GoodWe 3648-EM and 3648D-ES inverter) to protect the battery input. Small size, possibility to "stack" with other AC switchboards next to each other or underneath each other. The possibility of installation even in a space where there is a problem with a lack of space. The switchboard is fitted with a fuse disconnecter including a 20A gPV fuse to protect the input from the batteries.

[View product](#)

[Price after registration](#)

Combined switchboards



R-FVE-A40-1/AC

SWITCHBOARD R-FVE-A40-1 – PROTECTION CLASS I+II (WITH AC ARRESTER)

Wall mounting. IP65. 3P PV operation (typically GoodWe 4 to 10K-ET inverter). Minimal intervention in the customer's switchboard – Smartmeter, common breakdown point and fuses are part of this switchboard. Just make a loop between the main switchboard and the location of the technology. The switchboard also has a crisis disconnection of the HDO inverter (N0%). The R-FVE-A40-1 switchboard is designed for a main circuit breaker in a column of maximum 40 A. It also contains DC fuse disconnectors and surge arresters.

[View product](#)

[Price after registration](#)



R-FVE-A40-3

SWITCHGEAR R-FVE-A40-3 – PROTECTION CLASS I+II (WITHOUT AC ARRESTER)

...

[View product](#)

[Price after registration](#)



R-FVE-SE1

R-FVE-A40-16A

...

[View product](#)

[Price after registration](#)



R-FVE-A40-2

SWITCHBOARD R-FVE-A40-2

Wall mounting. IP65. Manual operation of 3F FVE backup in combination with a switch (typically GoodWe 4 to 10K-ET and Growatt 4 to 10K inverter). Manual transition from mains and backup – switching with zero position. It is necessary to check the load during an electrical failure. energy to avoid overloading after switching the switch, because its function switches the whole house to inverter backup.

[View product](#)

[Price after registration](#)



R-K2-AZ

SWITCHBOARD R-K2-AZ

...

[View product](#)

[Price after registration](#)



R-K2

SWITCHGEAR R-K2

...

[View product](#)

[Price after registration](#)



R-K1-AZ

SWITCHBOARD R-K1-AZ

...

[View product](#)

[Price after registration](#)



R-FVE-A1-20

SWITCHBOARD A1 T2 - 20

...

[View product](#)

[Price after registration](#)



R-FVE-A1

SWITCHBOARD R-FVE-A1

AC+DC switchboards designed for wall mounting, IP65, are used to operate a three-phase photovoltaic power plant in combination with a switch (typically a GoodWe 4 to 10K-ET inverter). Its advantage is manual transfer from the grid to the backup. It is necessary to control the load during a power out...

[View product](#)

[Price after registration](#)



R-FVE-B1

SWITCHGEAR R-FVE-B1

AC+DC distributor. Wall mounting, IP65. For operation of 3F FVE in combination with a switch (typically a GoodWe 4 to 10K-ET inverter). Manual transition from network and backup. It is necessary to control the load during a power failure to avoid overloading after switching the switch, because its function switches the whole house to inverter backup.

[View product](#)

[Price after registration](#)



R-K1

SWITCHBOARD R-K1

...

[View product](#)

[Price after registration](#)



R-FVE-A2

SWITCHGEAR R-FVE-A2

AC+DC switchboards designed for wall mounting, IP65, are used to operate a three-phase photovoltaic power plant in combination with a switch (typically a GoodWe 4 to 10K-ET inverter). Its advantage is manual transition from the network and backup. It is necessary to control the load during a power f...

[View product](#)

[Price after registration](#)



R-FVE-A2-20

SWITCHBOARD A2 T2-20

...

[View product](#)

[Price after registration](#)



R-FVE-AD2

SWITCHBOARD R-FVE-AD2

...

[View product](#)

[Price after registration](#)



R-FVE-AD1

SWITCHBOARD R-FVE-AD1

...

[View product](#)

[Price after registration](#)



R-K2-AZ-20

SWITCHBOARD R-K2-AZ-20

...

[View product](#)

[Price after registration](#)



R-K1-AZ-20

SWITCHBOARD R-K1-AZ-20

...

[View product](#)

[Price after registration](#)



DC - 2

A-Z ROOF SPD T1+T2 2+0 1010 VDC

Due to the normative obligation to place class 1 surge arresters near the discharge of string wires into the building, we are introducing a new model series of SPD units for mounting on the supporting structure of the photovoltaic panels themselves. The construction itself is made of aluminum alloy ...

[View product](#)[Price after registration](#)

DC2-3+2

A-Z ROOF SPD2 T1+T2 2+3 1010 VDC

Due to the regulatory obligation to place class 1 surge arresters near the downfall of string wires into the building, we are introducing a new model line of SPD units for mounting on the supporting structure of the photovoltaic panels themselves. The actual construction, taking into account weather...

[View product](#)[Price after registration](#)

DC2-4+2

A-Z ROOF SPD2 T1+T2 2+4 1010 VDC

Due to the normative obligation to place class 1 surge arresters near the discharge of string wires into the building, we are introducing a new model series of SPD units for mounting on the supporting structure of the photovoltaic panels themselves. The construction itself is made of aluminum alloy ...

[View product](#)[Price after registration](#)

Accessories



AZT-009

ANTENNA FOR A-Z ROUTER 433 MHZ

External antenna for amplifying the signal to control the AZ ROUTER....

[View product](#)

Price after registration



AZT-022

TEMPERATURE SENSOR 5M

Temperature sensor 5m for AZ WATER INVERTER regulation. The DS18B20 sensor is a digital thermometer with a calibrated accuracy of ± 0.5 °C and a resolution of up to 12 bits....

[View product](#)

Price after registration



AZT-023

TEMPERATURE SENSOR 10M

Temperature sensor 10m for AZ WATER INVERTER regulation. The DS18B20 sensor is a digital thermometer with a calibrated accuracy of ± 0.5 °C and a resolution of up to 12 bits....

[View product](#)

Price after registration



A-Z WATER i 2.0

A-Z WATER INVERTER 2.0 LCD

AZ WATER 2.0 is new in the product portfolio of AZ TRADERS . We have developed an extended version of the popular device for the realization of photovoltaic water heating AZ WATER INVERTER. The new generation in the form of AZ WATER 2.0 implements a number of improvements and extended functions that...

[View product](#)

[Price after registration](#)



A-Z WATER i

A-Z WATER INVERTER

Water heating from photovoltaics AZ WATER INVERTER (e.g. for NZÚ light) offers efficient direct powering of the boiler from the sun. The optimal economic and technical solution for powering the boiler directly from photovoltaics without the need for large, heavy and expensive technology. According t...

[View product](#)

[Price after registration](#)



AZT-SMART 3f

A-Z ROUTER SMART + ACCESSORIES

AZ ROUTER SMART is an adjustable regulator of self-consumption of photovoltaic power plants. After correct installation and adjustment, the controller optimizes its own consumption of electricity produced by your photovoltaic power plant. AZ ROUTER SMART consists of a DRP-3SM measuring unit installe...

[View product](#)

[Price after registration](#)



AZT-SMART master

A-Z ROUTER SMART MASTER

...

[View product](#)

[Price after registration](#)



AZT-SMART slave

A-Z ROUTER SMART SLAVE

The DRP-3SL control unit contains communication, monitoring and control circuits together with power elements for one to three-phase appliances. The unit is equipped with active cooling in the event of an increase in the temperature of the switching elements and safety fuses in case of overheating, ...

[View product](#)

[Price after registration](#)



AZT-010

COIL – CURRENT TRANSFORMER FOR A-Z ROUTER

Split-core current transformer (max. 50A) for single-phase measurement....

[View product](#)

[Price after registration](#)

Electromobility



R2002

A-Z CHARGER CUBE MEDIUM

22 kW charger for electric cars, TYPE II connector. Included in the price is the AZ ROUTER 3F Master unit, which optimizes charging according to surpluses to the DS – wirelessly.

[View product](#)

Price after registration



57015

CABLE FOR CUBE MEAC-T 3F CHARGER

Cable length – 5 m...

[View product](#)

Price after registration



R2001

A-Z CHARGER CUBE SMALL

22 kW charger for electric cars, TYPE II connector. Only for customers who already own an AZ ROUTER SMART 3F.

[View product](#)

Price after registration



R1001

A-Z CHARGER CRYSTAL SMALL

22 kW charger for electric cars including power cable. Only for customers who already own an AZ ROUTER SMART 3F.

[View product](#)

Price after registration



R1002

A-Z CHARGER CRYSTAL MEDIUM

22 kW charger for electric cars including power cable. Included in the price is the AZ ROUTER 3F Master unit, which optimizes charging according to surpluses to the DS – wirelessly.

[View product](#)

Price after registration



R2003

A-Z CHARGER CUBE LARGE

22 kW charger for electric cars, TYPE II connector. Included in the price is the AZ ROUTER 3F Master unit, which optimizes charging according to surpluses to the DS – wirelessly. The package also contains the Azrouter SLAVE and everything needed to connect a 3-phase boiler.

[View product](#)

Price after registration



R1003

A-Z CHARGER CRYSTAL LARGE

22 kW charger for electric cars including power cable. Included in the price is the AZ ROTUER 3F Master unit, which optimizes charging according to surpluses to the DS - wirelessly. The package also contains the Azrouter SLAVE and everything needed to connect a 3-phase boiler.

[View product](#)

Price after registration



57014


CABLE FOR CHARGER CUBE MEAC-S 1F

...

[View product](#)

Price after registration

Battery




BMC600

TITAN BMS GS 3.74 KWH

The BMC600 is the controller of the GS Energy Titan HV battery system. One BMC supports a maximum of 5 RBS modules....

[View product](#)

[Price after registration](#)



B9639-S

TITAN GS-HV 3.74 KWH BATTERY

GS Energy Titan HV battery storage, intended for GoodWe inverters, is a high-voltage scalable battery module based on LiFePo4 technology. It is designed to provide a reliable and efficient solution for storing unused solar energy. One module has a capacity of 3.74 kWh and can be connected in paralle...

[View product](#)

[Price after registration](#)



FORCE H2

PYLONTECH FORCE H2 3.55 KWH BATTERY

The powerful high-voltage, modular Pylontech Force H2 batteries have a power of 3.556 kW (capacity of one block, the illustration shows three blocks with a BMS unit) and a voltage of 96 V. These batteries are characterized by great functionality and functional design and easy expandability. They are...

[View product](#)

[Price after registration](#)



KAT -247

PYLONTECH BMSF H2 3.55 KWH

The high-voltage BMS unit H2 supports a total of up to 4 FH9637M battery modules, a total of up to 6 battery columns can be connected in parallel to increase the battery capacity up to 85.2 kWh. High voltage energy storage system based on lithium iron phosphate battery is one of the new energy stora...

[View product](#)

[Price after registration](#)



KAT -246

PYLONTECH BMSF H2 3.55 KWH

The high-voltage BMS unit H2 supports a total of up to 4 FH9637M battery modules, a total of up to 6 battery columns can be connected in parallel to increase the battery capacity up to 85.2 kWh. High voltage energy storage system based on lithium iron phosphate battery is one of the new energy stora...

[View product](#)

[Price after registration](#)



FORCE H2BMS

PYLONTECH BMSF H2 3.55 KWH

The high-voltage BMS unit H2 supports a total of up to 4 FH9637M battery modules, a total of up to 6 battery columns can be connected in parallel to increase the battery capacity up to 85.2 kWh. High voltage energy storage system based on lithium iron phosphate battery is one of the new energy stora...

[View product](#)

[Price after registration](#)

Inverters



GW29,9K-ET

GOODWE GW29.9K-ET THREE-PHASE HYBRID INVERTER

ET series 3-phase hybrid converter/inverter . Energy maximization for backup output in large rooftop installations. The GoodWe ET 15-30 series is suitable for large photovoltaic projects in the residential sector and small projects in the commercial sector . The largest power of the inverter on the ...

[View product](#)

[Price after registration](#)



GW25K-ET

GOODWE GW25K-ET THREE-PHASE HYBRID INVERTER

ET series 3-phase hybrid converter/inverter . Energy maximization for backup output in large rooftop installations. The GoodWe ET 15-30 series is suitable for large photovoltaic projects in the residential sector and small projects in the commercial sector . The largest power of the inverter on the ...

[View product](#)

[Price after registration](#)



GW20K-ET

GOODWE GW20K-ET THREE-PHASE HYBRID INVERTER

ET series 3-phase hybrid converter/inverter . Energy maximization for backup output in large rooftop installations. The GoodWe ET 15-30 series is suitable for large photovoltaic projects in the residential sector and small projects in the commercial sector . The largest power of the inverter on the ...

[View product](#)

[Price after registration](#)



GW15K-ET

GOODWE GW15K-ET THREE-PHASE HYBRID INVERTER

ET series 3-phase hybrid converter/inverter . Energy maximization for backup output in large rooftop installations. The GoodWe ET 15-30 series is suitable for large photovoltaic projects in the residential sector and small projects in the commercial sector . The largest power of the inverter on the ...

[View product](#)

[Price after registration](#)



GW10K-ET

GOODWE GW10K-ET THREE-PHASE HYBRID INVERTER

ET Plus series 3-phase hybrid inverter/inverter . Smart optimization of energy independence in residential PV systems. This hybrid inverter has a three-phase emergency output with three-phase current. Together with the high-voltage battery connection and 2 independent MPP trackers, the GoodWe invert...

[View product](#)

[Price after registration](#)



GW8K-ET

GOODWE GW8K-ET THREE-PHASE HYBRID INVERTER

ET Plus series 3-phase hybrid inverter/inverter . Smart optimization of energy independence in residential PV systems. This hybrid inverter has a three-phase emergency output with three-phase current. Together with the high-voltage battery connection and 2 independent MPP trackers, the GoodWe invert...

[View product](#)

[Price after registration](#)



GW6,5K-ET

GOODWE GW6.5K-ET THREE-PHASE HYBRID INVERTER

GoodWe GW6.5K-ET ET Plus series 3-phase hybrid inverter/inverter. Smart optimization of energy independence in residential PV systems. This hybrid inverter has a three-phase emergency output with three-phase current. Together with the high-voltage battery connection and 2 independent MPP trackers, t...

[View product](#)

[Price after registration](#)




1107308211

BOILER DRAŽICE OKCEV 200 LITERS 2.2 KW – HORIZONTAL

The Dražice OKCEV 200 electric water heater boasts a capacity of up to 201 liters. It can be fixed in a horizontal position using the included fixing brackets. The ceramic heating element, which significantly extends the life of the device, is controlled by an operating thermostat and its protection...

[View product](#)

[Price after registration](#)



2625081

POJISTKA PRO FOTOVOLTAIKU CH10X38 GPV 16A/1000V DC GPV

...

[View product](#)

Price after registration



AZ-T1T2-DC/3P

SVODIČ PŘEPĚTÍ SPBT12-280/4 (SPB-12/280/4) B+C

...

[View product](#)

Price after registration



SFT440

PŘEPÍNAČ SÍTÍ SFT440 (I-O-II) 4P/40A

...

[View product](#)

Price after registration



AZ-T1T2-AC/4P

SVODIČ PŘEPĚTÍ SPBT12-280/4 (SPB-12/280/4) B+C

...

[View product](#)

Price after registration



3722 standard

RELÉ PRO KONTROLU SLEDU A VÝPADKU FÁZÍ HRN-55

...

[View product](#)

Price after registration




40528230

SVODIČ PŘEPĚTÍ SPBT12-280/4 (SPB-12/280/4) B+C

...

[View product](#)

Price after registration



9565

SVODIČ PŘEPĚTÍ SPBT12-280/4 (SPB-12/280/4) B+C

...

[View product](#)

Price after registration



RFSA-61M

SVODIČ PŘEPĚTÍ SPBT12-280/4 (SPB-12/280/4) B+C

...

[View product](#)

Price after registration



RFSG-1M

SVODIČ PŘEPĚTÍ SPBT12-280/4 (SPB-12/280/4) B+C

...

[View product](#)

Price after registration



551014

SVODIČ PŘEPĚTÍ SPBT12-280/4 (SPB-12/280/4) B+C

...

[View product](#)

Price after registration



101392

SVODIČ PŘEPĚTÍ SPBT12-280/4 (SPB-12/280/4) B+C

...

[View product](#)

Price after registration



1000294

SVODIČ PŘEPĚTÍ SPBT12-280/4 (SPB-12/280/4) B+C

...

[View product](#)

Price after registration



AZ-80 63A

SVODIČ PŘEPĚTÍ SPBT12-280/4 (SPB-12/280/4) B+C

...

[View product](#)

Price after registration



GYM9-DCB15

JISTIČ GYM9-DCB15

...

[View product](#)

Price after registration